



Radiology Interpretation Service for Dental Professionals

Create a Clinician Account

Step 1:


Contact Debbi Pack at 614-292-7501. Debbi will initiate an invitation to join the PowerShare network.

Need help?
Call: 614-292-7051

Step 2:

You will receive an e-mail from Nuance PowerShare inviting them to join The Ohio State University College of Dentistry network. From the invitation email, to set up the [PowerShare](#) account, click on the hyperlink provided in **BLUE** on the e-mail. (circled in red below)

Invitation to join OHIO STATE UNIVERSITY, COLLEGE OF DENTISTRY's image sharing network


 **Nuance PowerShare Support** support@nuancepowershare.com via smtpcorp.com
to me ▾

Nuance® PowerShare™ Network

OHIO STATE UNIVERSITY, COLLEGE OF DENTISTRY has invited you to join their medical image sharing network. Sharing images with OHIO STATE UNIVERSITY, COLLEGE OF DENTISTRY is quick, easy and provided to you at no cost.

Please [click here](#) set up your account. Setting up your account takes just a few minutes. If you would like to learn more about our image sharing solution, please review the [Nuance® PowerShare™ Network Overview](#).

Please do not reply to this email.

 **NUANCE**

www.nuancepowershare.com | Please do not reply to this email | © 2014 Nuance. All rights reserved.

Step 3:

The following screen will appear. ALL fields must be filled out and the TWO checkboxes circled in green in the image below must be CHECKED before clicking "**Continue**".
NOTE: When you type in your NPI number, you will need to select a box under your name and address that confirms if the information from the NPI is yours.

Nuance® PowerShare™ Network

Welcome

All fields are required

Name

First Name

Last Name

Physician

National Provider ID *Look up your NPI*

Account

CODTestDentist@gmail.com

Create password

Confirm password

reCAPTCHA™

Type the text

I have read and accept the [Terms and Conditions](#)

I have read and accept the [BAA](#)

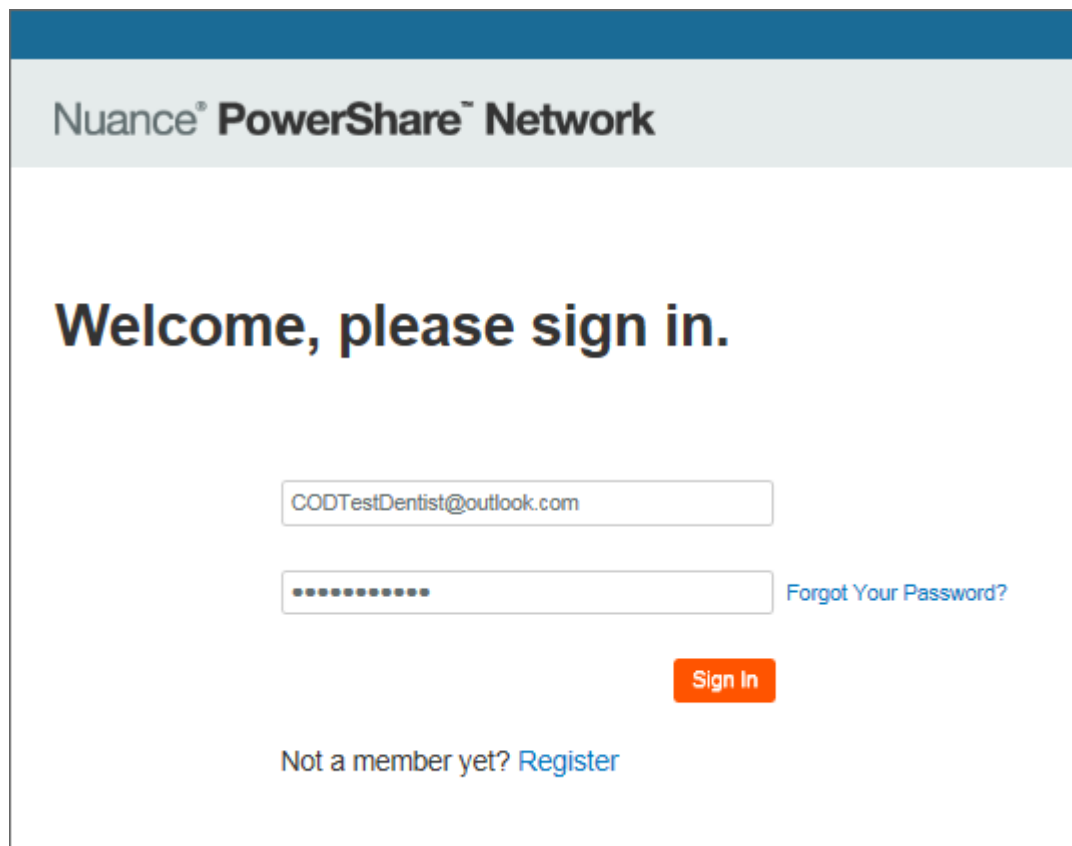
Allow OHIO STATE UNIVERSITY, COLLEGE OF DENTISTRY to upload to my Image Folder

(Warning: By selecting this option you are granting full upload access to your account)

Continue or Cancel

Step 4:

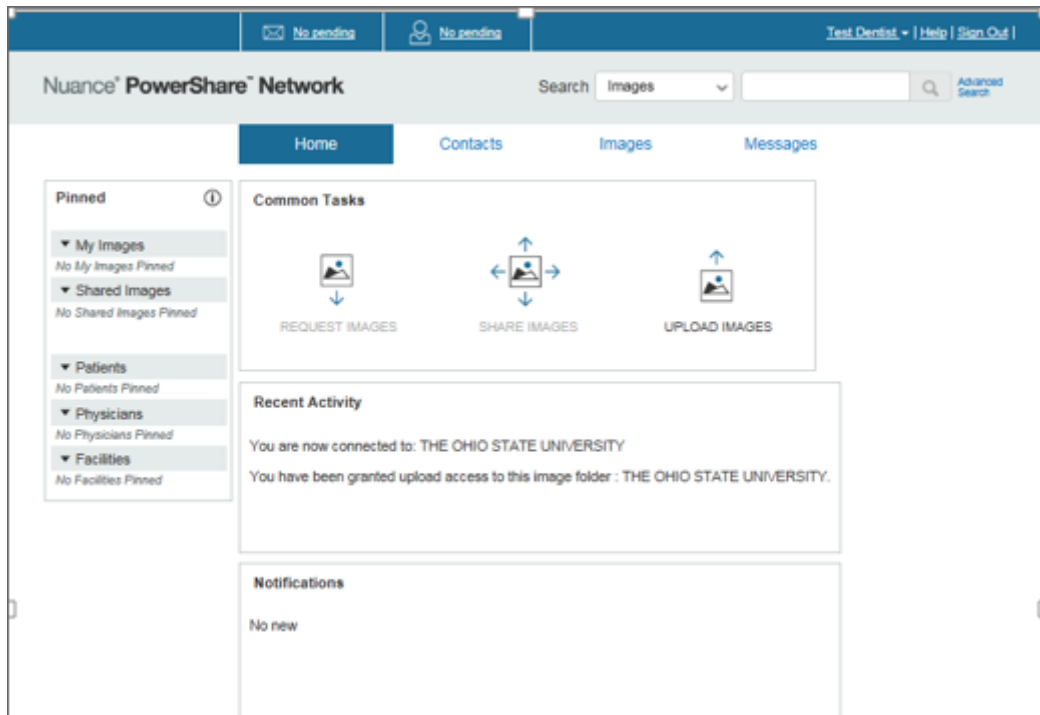
You will then sign in to the [PowerShare Network](#) using the login information that you created.



The screenshot shows the login interface for the Nuance PowerShare Network. At the top, there is a dark blue header with the text "Nuance® PowerShare™ Network" in white. Below the header, the main content area is white and features the heading "Welcome, please sign in." in a large, bold, black font. Underneath the heading, there are two input fields: the first contains the email address "CODTestDentist@outlook.com", and the second contains a series of ten black dots representing a password. To the right of the password field is a blue link that says "Forgot Your Password?". Below the input fields is an orange button with the text "Sign In" in white. At the bottom of the form, there is a link that says "Not a member yet? Register" in blue text.

Step 5:

After logging in, you will be directed to the PowerShare homepage. From here you can upload your images to The Ohio State University College of Dentistry PowerShare Network. Please don't forget to email any relevant clinical findings and medical history of your patient.



How to upload images

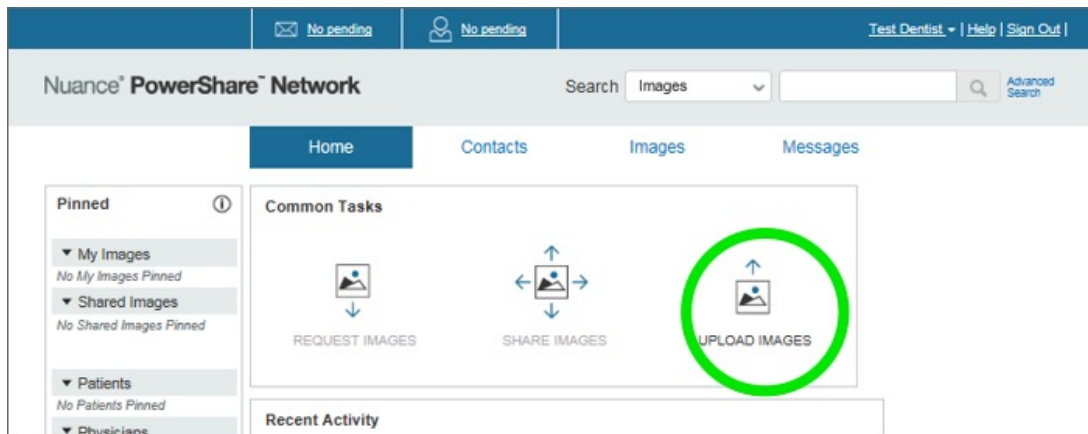
**Need help?
Call: 614-292-7051**

Step 1:

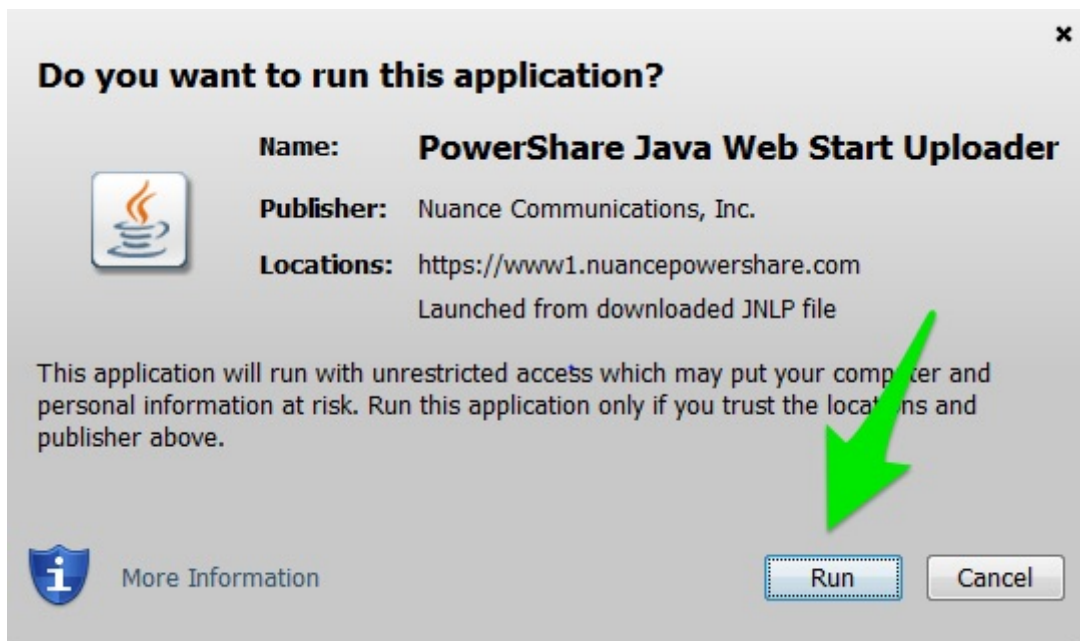
Log in to [PowerShare](#)

Step 2:

Click the “**Upload Images**” icon on the PowerShare Network Homepage

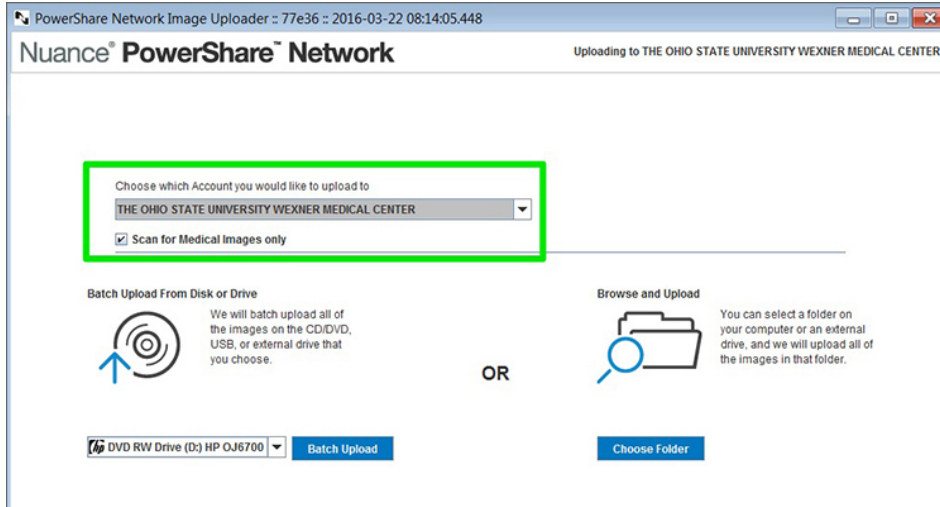


You may encounter a Java pop-up window. If so, click **run** in the lower right hand corner of the window.



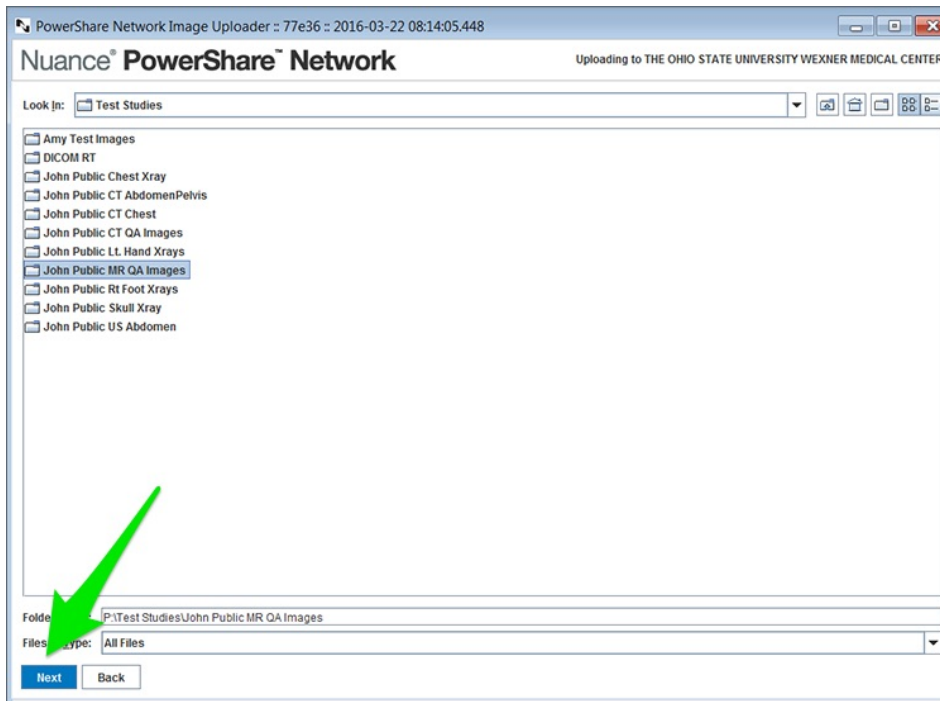
Step 3:

The image uploader window will appear. Be sure to select “**The Ohio State University College of Dentistry**” as the account that you upload the images to. If you select your personal account you will be asked for a method of payment and the images will not be transferred to Ohio State.



You may select images to upload from your CD drive or from a folder on your computer.

Choose the study you would like to upload and click “Next”.



Ensure the correct study is highlighted and click “**Start Upload**”.

PowerShare Network Image Uploader :: 77e36 :: 2016-03-22 08:14:05.448

Nuance® PowerShare™ Network Uploading to THE OHIO STATE UNIVERSITY WEXNER MEDICAL CENTER

Upload Images | Select Images for Upload
We have Scanned through your image folder and found 1 medical image set and 0 images available for upload

Medical Image Sets 1 selected Other Images

Medical images are maintained as sets of images so that you can view all images from a single session together.

Select All

Patient	Study Date	DOB	Modality	Body Part	Patient ID	Images	Tags
PUBLIC, JOHN	2011-03-09	1985-02-27	MR,SR	HEAD	100000000	18	Select Tags... edit

Start Upload Back

Found 1 image set

Last step:

When the study is finished uploading, it will give you the option to upload another study or to finish your upload session. To end the upload session click “Done”.

PowerShare Network Image Uploader :: 77e36 :: 2016-03-22 08:14:05.448

Nuance® PowerShare™ Network Uploading to THE OHIO STATE UNIVERSITY WEXNER MEDICAL CENTER

Patient	Patient ID	Modality	Body Part	Study Date	Progress
PUBIC, JOHN	100000000	MR,SR	HEAD	2011-03-09	Complete

Upload Another Done

Uploads complete

For more information:

Website: go.osu.edu/radiology-service

Phone: 614-292-7051

Email: DFPradiology@osu.edu